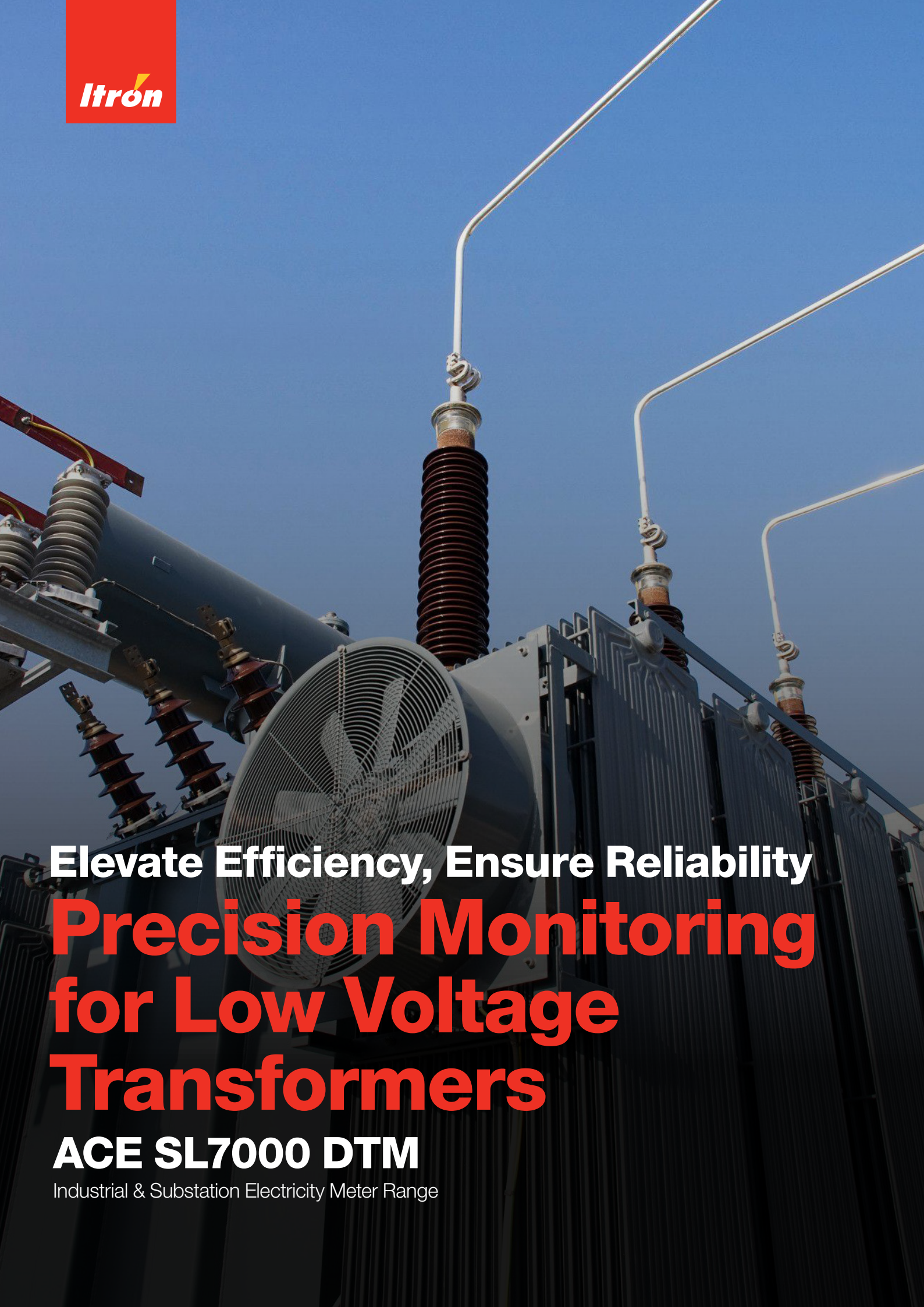


The Itron logo is located in the top left corner, featuring the word "Itron" in white lowercase letters on a red rectangular background. A small yellow lightning bolt icon is positioned above the letter 'o'.


Itron

The background of the advertisement is a photograph of a low voltage transformer. The transformer is a large, grey, cylindrical unit with a prominent cooling fan on its side. It is surrounded by various electrical components, including insulators and busbars, all set against a clear blue sky. The text is overlaid on the lower half of the image.

Elevate Efficiency, Ensure Reliability
Precision Monitoring
for Low Voltage
Transformers

ACE SL7000 DTM

Industrial & Substation Electricity Meter Range



LOW VOLTAGE DISTRIBUTION TRANSFORMER MONITORING

The best location to improve distribution losses and to preserve distribution assets is at the distribution transformer. It is generally the least automated and usually has no measurement until the meter of the final customer.

Itron ACE SL7000 DTM allows for improvement of distribution assets by:

- » Providing a granular view into the technical and non-technical losses of the distribution system.
- » Monitoring the power transformer duty-cycle in real-time, optimizing its lifespan.
- » With the DTM meter, utilities do not need to re-assess transformer performance and transformer aging periodically.

Simple connection at any point on the low voltage network

The ACE SL7000 DTM meter is installed on the low voltage network and is equipped with three independent sensors connected to the meter for measuring currents.

This sensor technology makes it possible to commission the meter on an existing installation under voltage and in complete safety.

BENEFITS

- » Install and commission in less than 60 minutes without any service interruption.
- » Large measurement range from 30A to 3,000A without any ratio factor.
- » Robust and replaceable Rogowski coils.
- » Accurate energy measurement, class 0.5.
- » Ability to install an external temperature probe to measure transformer ambient temperature, hotspots, and aid in prevention of transformer aging. Alternatively, the same probe can be used to measure the hotspot temperature inside the transformer.

Conventional metering assembly

Configuration depends on the specific industrial installation it integrates with.

Test blocks

Test blocks
or 3 CTs 3000A...
or 3 CTs 1500A...
or 3 CTs 750A...
or 3 CTs 400A...

Itron transformer metering solution

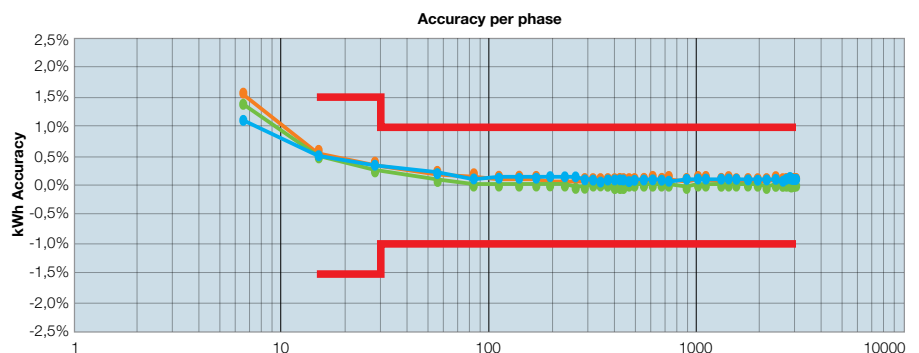
A compact solution and a unique configuration regardless of the industrial installation it integrates into.

Same sensor 300-3000A

A wide range of measurements

ACE SL7000 offers precision across the entire measurement chain:

With its dynamic capabilities, this meter ensures accuracy across the entire measurement chain, boasting NMI certification for the overall metrological system (meter and loops) that surpasses traditional Class 0.5 solutions.



High measurement dynamics and exceptional linearity: 30 to 3000A (from yellow rate to green rate)

TECHNICAL CHARACTERISTICS

Current sensor characteristics:

Inner diameter	125 mm
External diameter	135 mm
Weight	40 grams (active part only)
Cable length	3m or 6m
Open/close lock system	Manually (no tool, no accessory)
Accessible conducting parts	None

Electrical characteristics:

Voltage system	3Ph 4W – 3x230/400V - 50 Hz
Isolation level	4 kV-50Hz 8 kV Impulse
Basic current	300 A
Maximum current	3,000 A
Active accuracy(EN/IEC62053-21)	Class 0.5 (current sensors included)
Starting current	1.2 A
Starting load	300 Watts (on anyone phase)


The environmental and functional characteristics are inherited from the SL7000 CT meter with the following options:

- » Flexible I/O + 2xRS232
- » Voltage Quality
- » Resource Level 4

SOLUTIONS FOR THE USER

The Itron Transformer Metering Solution works with:

ACE Pilot	Configuration tool
ACE Vision	Network and industrial management tool
MV90-xi	Data collection and analysis
Itron Enterprise Edition	Meter data management
Sparklet	LAN or GRPS modems powered from the SL7000



Join us in creating a more **resourceful world**.
To learn more visit **itron.com**

While Itron strives to make the content of its marketing materials as timely and accurate as possible, Itron makes no claims, promises, or guarantees about the accuracy, completeness, or adequacy of, and expressly disclaims liability for errors and omissions in, such materials. No warranty of any kind, implied, expressed, or statutory, including but not limited to the warranties of non-infringement of third party rights, title, merchantability, and fitness for a particular purpose, is given with respect to the content of these marketing materials. © Copyright 2024 Itron. All rights reserved. **EL-ACE_SL7000_DTM.01-EN-01.24**

CORPORATE HQ

2111 North Molter
Road Liberty Lake,
WA 99019 USA

Phone: 1.800.635.5461

Fax: 1.509.891.3355